minimax

Contemporary Endodontics in Action

Saturday 30 Jan	The New Waves in in Endodontics	CPD 8



Pf. Hyeon-Cheol Henry Kim

DDS, MS, PhD
Secretary of International Federation of Endodontic Association



Dr. SungGeun Cho

BS, DMD
Clinical Educator of Dentsply Sirona & Coltene MicroMega



A global perspective on your next step in endodontics, delivered by the IFEA secretary & global KOL

Venue

Sydney

Sat, 30 Jan 2027, 9:00 am - 6:00 pm
Minimax Training Centre

Price

$1,200+GST

Early Birds **20% OFF**
$960 until 6 Dec 2026

Limited to 30 seats!
Secure your seat today.

You will learn & get

- Access to Glide
- NiTi Instrumentation
- Canal Obturation
- VPT & Intentional Replantation
- Utilisation of Bioceramic Materials
- Demo on surgical microscope

You'll get hands-on training on

- NiTi Shaping
- Canal Obturation
- Utilisation of Bioceramic Materials

Contact us 02 8084 2900 / info@minimaximplant.com.au

Course Director



Pf. Hyeon-Cheol Henry Kim DDS, MS, PhD

IFEA secretary officer & Author of 150+ research papers on NiTi endo files

Pf. Hyeon-Cheol Henry Kim is Professor of Conservative Dentistry and Director of Pusan National University Dental Hospital. He serves as Secretary of the International Federation of Endodontic Associations (IFEA) and is a past President of the Asian Pacific Endodontic Confederation. His academic contributions include books on NiTi instrumentation and patents for endodontic instruments and materials.



Dr. SungGeun Cho BS, DMD

Conservative Dentistry Specialist & KOL of Dentsply Sirona, Komet, Mediclus

Dr. SungGeun Cho is a board-certified specialist in conservative dentistry in Korea and the founder and director of LUNA Dental Clinic, a practice specialising in conservative dentistry and endodontic treatment. Dr. Cho has been actively involved in endodontic education since 2014, sharing his clinical knowledge and experience with dentists. He has contributed to the authorship and translation of several dental publications and currently serves as a Key Opinion Leader (KOL) and clinical educator for leading dental companies, including Dentsply Sirona, Komet, and Mediclus.

Course Overview

Explore current international approaches to endodontics with Prof. Hyeon-Cheol Kim and Dr. Sung Geun Cho. Designed for **endo practitioners who want to jump to the next level**, this one-day course connects contemporary NiTi instrumentation and bioceramic materials with clinical decision-making. Progress from **glide path access to shaping and obturation, explore vital pulp therapy and intentional replantation**, and put learning into practice through **three hands-on workshops**. Take your next step in endodontics! Secure your place today.

Timetable

Time	Topic	Type	Speaker
9:00	Access to Glide	Lecture	Dr. SungGeun Cho
10:00	NiTi Instrumentation	Lecture	Pf. Hyeon-Cheol Kim
11:00	NiTi Shaping Workshop	Hands-on	Pf. Kim & Dr. Cho
12:30	Lunch		
14:00	Canal Obturation	Lecture	Dr. SungGeun Cho
15:00	Obturation Workshop	Hands-on	Pf. Kim & Dr. Cho
15:30	Vital Pulp Treatment & Intentional Replantation	Lecture	Pf. Hyeon-Cheol Kim
16:30	Bioceramic Workshop	Hands-on	Pf. Hyeon-Cheol Kim

Bring Your (Optional)

Loupes

Equip Your Practice & Attend This Course FREE

Just Spend $3,000+ on ANY of our endo products

Scan QR to Enquire

*Offer valid till 31 Dec 2026



Director's Research

Dr. Kim



Mechanical and Geometric Features of Endodontic Instruments and Its Clinical Effect

(Kim, 2011)

Key Takeaway: Advantages of Using NiTi Files

NiTi rotary files have greater flexibility and superelasticity than conventional stainless-steel instruments. The flexibility of NiTi allows the file to follow curved root canals more closely, reducing the risk of canal transportation and other shaping errors. File geometry, including taper, tip design, cross-sectional area, and helical angle, affects cutting efficiency, flexibility, and fracture resistance. Non-cutting guiding tips and appropriate glide path preparation can help maintain the original canal trajectory. Larger tapers and cross-sectional areas may improve cutting efficiency but can also increase instrument stiffness and stress. NiTi files can fracture due to cyclic fatigue or torsional stress, meaning flexibility alone does not guarantee safety.

Effect Of R-Phase Heat Treatment On Torsional Resistance And Cyclic Fatigue Fracture

(Kim et al., 2013)

Winner of IFEA Best Presentation Award, 2013

Key Takeaway: Heat treatment improved fatigue resistance

In laboratory testing, R-phase heat-treated K3XF nickel–titanium rotary files withstood significantly more bending cycles before fracture than conventional K3 files of identical geometry. At both tapers tested (4% and 6%), the two file types showed no significant differences in maximum torque, angle of twist at fracture or torsional toughness. These results indicate that R-phase heat treatment improved the files' resistance to repeated bending while preserving their torsional strength.

Retreatment Strategies for Cases Containing Calcium Silicate-Based Root Canal Sealers: A Comprehensive Review

(Kim et al., 2024)

Winner of Best Paper Award from Dentistry Journal, 2024

Key Takeaway: Review on Calcium Silicate-Based Root Sealers

For root canals previously filled with calcium silicate-based sealers, mechanical instrumentation combined with chemical agents and activated irrigation may improve sealer removal during retreatment. Complete removal remains challenging in areas beyond the reach of files. Further clinical studies are needed to determine which combination of techniques is most effective.

Director's Clinical Case

Dr. Cho





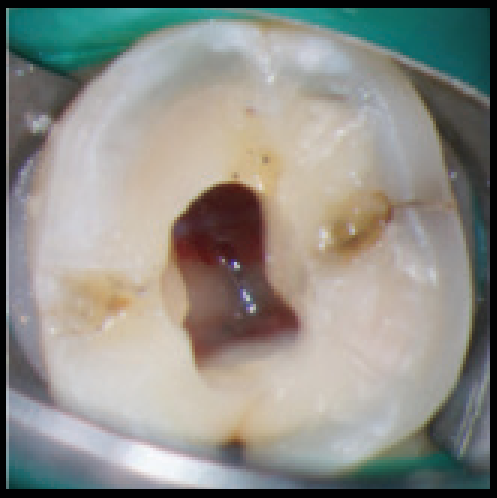

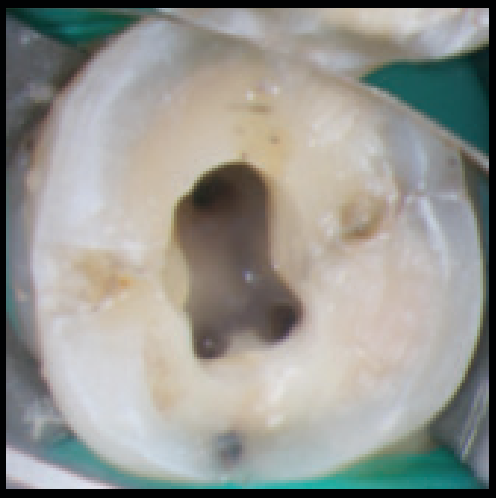

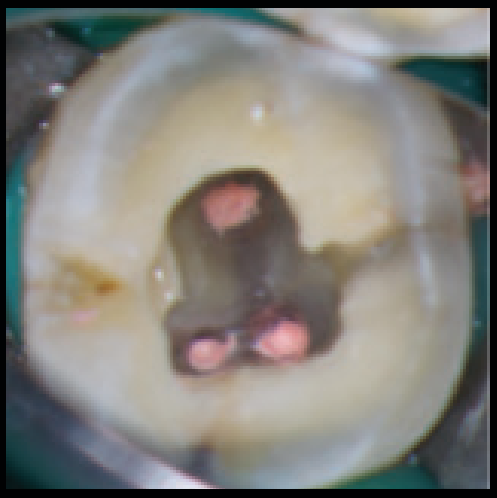

Result

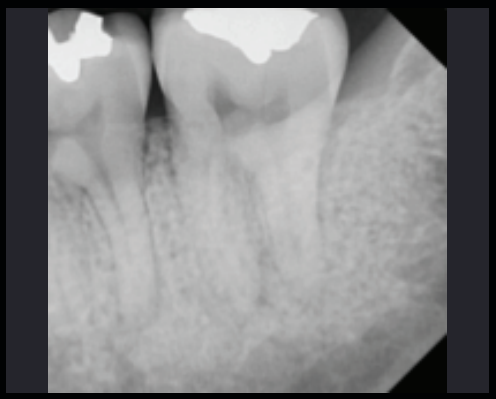





Director's Clinical Case

Dr. Cho

Vital Pulp Therapy

Ms. K (20Y, F) "After receiving a resin restoration on my lower right molar 2 months ago, it has been painful every time I chew. I was told that I need root canal treatment."



Direct pulp capping with One-Fil Putty Injectable

Procedure

▾ Bite (++) on lower right 1st molar, especially on the composite filling

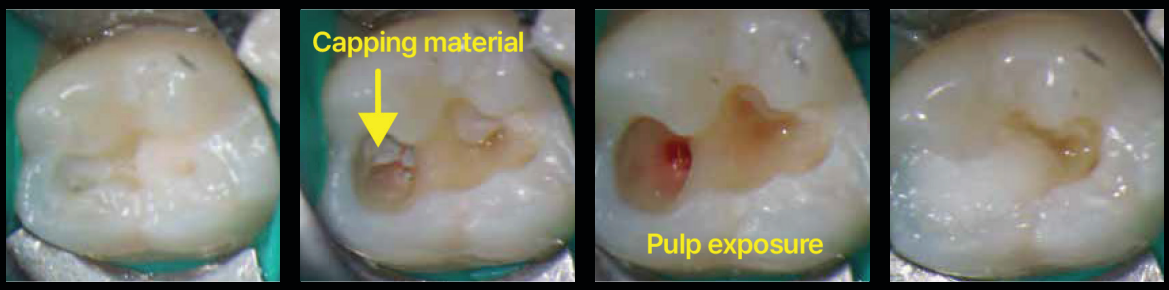



Direct pulp capping with One-Fil Putty Injectable



Composite filling with Any-Com

Result





The New Wave in Endodontics is here

Join APEC 2027 Korea in Easter

Meet the **global experts** at the 24th Asian Pacific Endodontics Confederation Scientific Congress in Busan, Korea's vibrant coastal city.

Buy endo products / implants and **get FREE entry pass, accommodation, gala dinner, and Minimax credits**!

Scan QR to Register Online

ASIAN PACIFIC ENDODONTIC CONFEDERATION 1985 APEC

KAE 대한치과근관치료학회 Korean Academy of Endodontics

Beyond the Loupes. See the Canal Clearer

The **powerful KP iSee Pro** with **1.25 ~ 22.5× stepless magnification**, now on limited time sale.

Save $2,500 and receive more gifts

Call 02 8084 2900



*Offer valid till 31 Dec 2026

Contemporary Endodontics in Action

T 02 8084 2900
E info@minimaximplant.com.au

Scan QR to Register Online